










STANDARD GAS SPRINGS

ALL PARTS HAVE LIP SEALS & BLACK NITRIDE SHAFT (CHROME AVAILABLE UPON REQUEST)											
			PS PLASTIC 10mm BS M6 or M8 THD	PC PLASTIC 10mm BS M6 THD	SB or ZB STEEL or ZINC THRU HOLE M6 or M8 THD	SC STEEL 10mm BS M6 or M8 THD	ST STEEL 10mm BS M6 or M8 THD	ST8 STEEL 13mm BS M8 THD	TH6 M6 THD ONLY	TH8 M8 THD ONLY	P1 VALUE RANGE
ATLAS INDUSTRIAL P/N	ØSHAFT X ØBODY (mm)	STROKE (In)	EXTENDED LENGTH (In)	EXTENDED LENGTH (In)	EXTENDED LENGTH (In)	EXTENDED LENGTH (In)	EXTENDED LENGTH (In)	EXTENDED LENGTH (In)	EXTENDED LENGTH (In)	EXTENDED LENGTH (In)	P1 , Lbs
AG15-200	6 x 15	2.00	7.50	7.50	7.50	7.50	7.74	N/A	6.08	N/A	10 - 100
AG15-300	6 x 15	3.00	10.00	10.00	10.00	10.00	10.24	N/A	8.58	N/A	10 - 100
AG15-315	6 x 15	3.15	9.60	9.60	9.60	9.60	9.84	N/A	8.18	N/A	10 - 100
AG15-350	6 x 15	3.50	12.00	12.00	12.00	12.00	12.24	N/A	10.58	N/A	10 - 100
AG15-400	6 x 15	4.00	11.00	11.00	11.00	11.00	11.24	N/A	9.58	N/A	10 - 100
AG15-500	6 x 15	5.00	14.50	14.50	14.50	14.50	14.74	N/A	13.08	N/A	10 - 100
AG15-550	6 x 15	5.50	15.00	15.00	15.00	15.00	15.24	N/A	13.58	N/A	10 - 100
AG15-618	6 x 15	6.18	17.19	17.19	17.19	17.19	17.43	N/A	15.77	N/A	10 - 100
AG15-675	6 x 15	6.75	17.00	17.00	17.00	17.00	17.24	N/A	15.58	N/A	10 - 100
AG15-725	6 x 15	7.25	18.50	18.50	18.50	18.50	18.74	N/A	17.08	N/A	10 - 100
AG15-775	6 x 15	7.75	19.19	19.19	19.19	19.19	19.43	N/A	17.77	N/A	10 - 100
AG15-800	6 x 15	8.00	19.68	19.68	19.68	19.68	19.92	N/A	18.26	N/A	10 - 100
AG15-812	6 x 15	8.12	20.00	20.00	20.00	20.00	20.24	N/A	18.58	N/A	10 - 100
AG18-200	8 x 18 or 8 x 19	2.00	7.10	7.10	7.10	7.10	7.34	8.04	5.68	N/A	15 - 150
AG18-280	8 x 18 or 8 x 19	2.80	9.00	9.00	9.00	9.00	9.60	9.94	7.58	N/A	15 - 150
AG18-325	8 x 18 or 8 x 19	3.25	9.60	9.60	9.60	9.60	11.00	10.54	8.18	N/A	15 - 150
AG18-350	8 x 18 or 8 x 19	3.50	11.90	11.90	11.90	11.90	11.90	12.84	10.48	N/A	15 - 150
AG18-400	8 x 18 or 8 x 19	4.00	12.21	12.21	12.21	12.21	12.37	13.15	10.79	N/A	15 - 150
AG18-500	8 x 18 or 8 x 19	5.00	15.25	15.25	15.25	15.25	15.25	16.19	13.83	N/A	15 - 150
AG18-525	8 x 18 or 8 x 19	5.25	14.50	14.50	14.50	14.50	14.74	15.44	13.08	N/A	15 - 150
AG18-550	8 x 18 or 8 x 19	5.50	15.27	15.27	15.27	15.27	15.27	16.21	13.85	N/A	15 - 150
AG18-575	8 x 18 or 8 x 19	5.75	16.00	16.00	16.00	16.00	16.00	16.94	14.58	N/A	15 - 150
AG18-600	8 x 18 or 8 x 19	6.00	17.00	17.00	17.00	17.00	17.00	17.94	15.58	N/A	15 - 150
AG18-630	8 x 18 or 8 x 19	6.30	17.13	17.13	17.13	17.13	17.13	18.07	15.71	N/A	15 - 150
AG18-650	8 x 18 or 8 x 19	6.50	21.22	21.22	21.22	21.22	21.22	22.16	19.80	N/A	15 - 150
AG18-700	8 x 18 or 8 x 19	7.00	19.63	19.63	19.63	19.63	19.63	20.57	18.21	N/A	15 - 150
AG18-725	8 x 18 or 8 x 19	7.25	18.50	18.50	18.50	18.50	18.50	19.44	17.08	N/A	15 - 150
AG18-800	8 x 18 or 8 x 19	8.00	20.00	20.00	20.00	20.00	20.00	20.94	18.58	N/A	15 - 150
AG18-825	8 x 18 or 8 x 19	8.25	21.50	21.50	21.50	21.50	21.50	22.44	20.08	N/A	15 - 150
AG18-850	8 x 18 or 8 x 19	8.50	23.03	23.03	23.03	23.03	23.03	23.97	21.61	N/A	15 - 150
AG18-1000	8 x 18 or 8 x 19	10.00	24.40	24.40	24.40	24.40	25.00	25.34	22.98	N/A	15 - 150
AG18-1050	8 x 18 or 8 x 19	10.50	26.32	26.32	26.32	26.32	26.32	27.26	24.90	N/A	15 - 150
AG22-575	10 x 22	5.75	19.00	19.00	19.00	19.00	19.00	19.00	17.58	16.64	50 - 250
AG22-650	10 x 22	6.50	21.22	21.22	21.22	21.22	21.22	21.22	19.80	18.86	50 - 250
AG22-775	10 x 22	7.75	20.16	20.16	20.16	20.16	20.16	20.16	18.74	18.14	50 - 250
AG22-850	10 x 22	8.50	23.03	23.03	23.03	23.03	23.03	23.03	21.61	20.67	50 - 250
AG22-1000	10 x 22	10.00	27.80	27.80	27.80	27.80	27.80	27.80	26.38	25.44	50 - 250
AG22-1024	10 x 22	10.24	25.75	25.75	25.75	25.75	25.75	25.75	24.33	23.96	50 - 250
AG22-1050	10 x 22	10.50	26.32	26.32	26.32	26.32	26.32	26.32	24.90	24.64	50 - 250
AG22-1150	10 x 22	11.50	28.00	28.00	28.00	28.00	28.00	28.00	26.58	26.14	50 - 250
AG22-1200	10 x 22	12.00	29.50	29.50	29.50	29.50	29.50	29.50	28.08	27.14	50 - 250
AGS2-1500	10 x 22	15.00	35.30	35.30	35.30	35.30	35.30	35.30	33.88	33.14	50 - 250

PART NUMBERING EXAMPLE: AG18-500-100SB

AG	STANDARD GAS SPRING W/ LIP SEAL & NITRIDE SHAFT
18	8 x 18 or 8 x 19 GAS SPRING DESIGN
500	STROKE OF PART = 5.00 INCHES
100	P1 OUTPUT FORCE OF PART = 100 LBS
SB	CONNECTOR TYPE = STEEL BLADE W/ THRU-HOLE

